

CANBERRA DATA

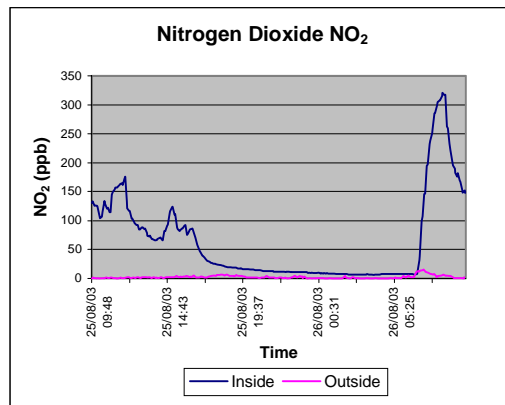
TABLE A4-1 INDOOR AIR QUALITY DATA

General Information	
State:	ACT
Location No:	2602A
Dates:	25-26 August 2003
Dwelling Age:	51
Construction Code:	121222
Mobile Laboratory No:	1
Room Tested:	Living room
Room Volume (m ³):	92
Air Exchange Rate:	0.46
Start Time (hh:mm):	9:49
Finish Time (hh:mm):	10:03

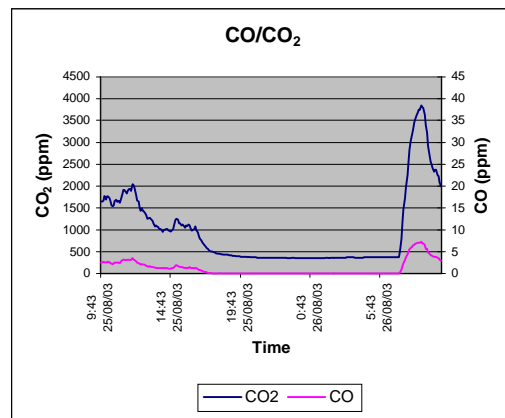
Heater	
Model Code:	2
Age (years):	<5
Rating (MJ/hr):	18
Fuel:	NAG
Setting:	NA
On:	9:43 7:13
Off:	16:28 8:58

Cooktop/Oven	
Fuel:	NA
Rangehood:	No
Rangehood vented:	No
Cooktop On:	NA
Cooktop Off:	NA
Oven On:	NA
Oven Off:	NA

	Nitrogen Oxides			
	Concentration (ppb)			
	Inside		Outside	
	NO	NO ₂	NO	NO ₂
Minimum	<5	6.3	<5	<5
Maximum	300	320	220	15
Average	35	64	14	<5
Peak 1 hr. av.	180	300	150	12



	Carbon Monoxide/Carbon Dioxide							
	Heater On				Heater Off			
	T (°C)	RH (%)	CO (ppm)	CO ₂ (ppm)	T (°C)	RH (%)	CO (ppm)	CO ₂ (ppm)
Minimum	12	36	<2	790	10	47	<2	350
Maximum	25	58	7.2	3800	20	57	5.7	3200
Average	20	48	2.7	1700	13	55	<2	530
Peak 1 hr. av.	22	57	6.8	3600	17	57	<2	720
Peak 8 hr. av.	20	55	<2	1300	14	57	<2	430



Formaldehyde	Sample No.	
	1	2
Sample Period (hrs)	NA	NA
Heater On/Off	NA	NA
Concentration (µg/m ³)	NA	NA

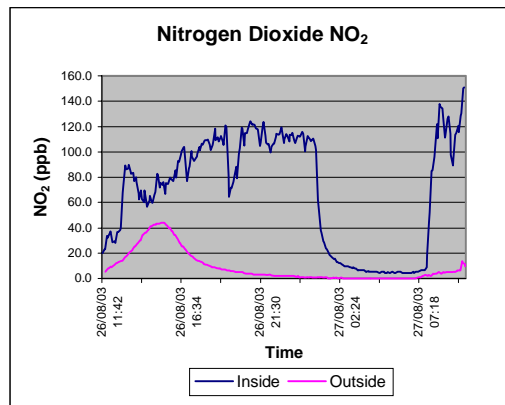
	Meteorological Data	
	Test Period Av.	Heating Period Av.
Wind Speed (m/s)	1.4	2.3
Temperature (°C)	7.4	10
Relative humidity (%)	64	52

TABLE A4-2 INDOOR AIR QUALITY DATA

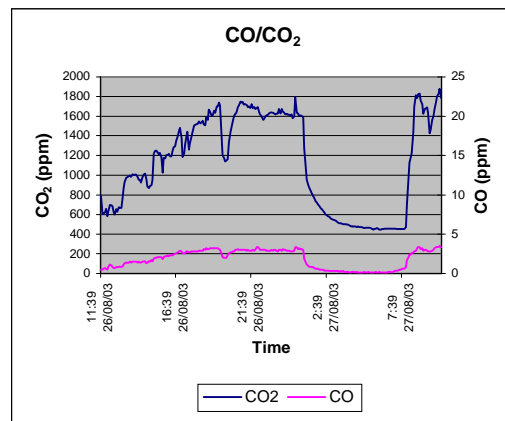
General Information	
State:	ACT
Location No:	2620A
Dates:	26-27 August 2003
Dwelling Age:	26
Construction Code:	111111
Mobile Laboratory No:	1
Room Tested:	Lounge/living
Room Volume (m ³):	85
Air Exchange Rate:	2.0
Start Time (hh:mm):	11:42
Finish Time (hh:mm):	10:14

Heater			
Model Code:	3		
Age (years):	10		
Rating (MJ/hr):	Unknown		
Fuel:	NAG		
Setting:	NA		
On:	13:04	7:59	
Off:	1:09	10:14	
Cooktop/Oven			
Fuel:	NA		
Rangehood:	No		
Rangehood vented:	No		
Cooktop On:	NA		
Cooktop Off:	NA		
Oven On:	NA		
Oven Off:	NA		

	Nitrogen Oxides			
	Concentration (ppb)			
	Inside		Outside	
	NO	NO ₂	NO	NO ₂
Minimum	6.1	<5	<5	<5
Maximum	120	150	18	44
Average	39	68	<5	12
Peak 1 hr. av.	99	120	8.3	43



	Carbon Monoxide/Carbon Dioxide							
	Heater On				Heater Off			
	T (°C)	RH (%)	CO (ppm)	CO ₂ (ppm)	T (°C)	RH (%)	CO (ppm)	CO ₂ (ppm)
Minimum	12	29	<2	710	11	28	<2	450
Maximum	24	42	3.5	1900	22	39	<2	1100
Average	23	32	2.6	1400	15	35	<2	560
Peak 1 hr. av.	24	40	3.2	1700	21	39	<2	830
Peak 8 hr. av.	24	37	2.9	1600	NA	NA	NA	NA



Formaldehyde	Sample No.	
	1	2
Sample Period (hrs)	NA	NA
Heater On/Off	NA	NA
Concentration (µg/m ³)	NA	NA

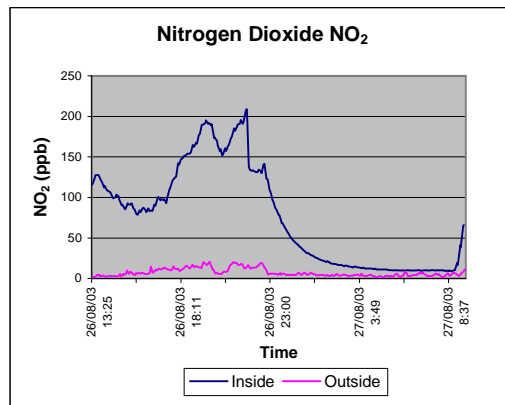
	Meteorological Data	
	Test Period Av.	Heating Period Av.
Wind Speed (m/s)	<1	<1
Temperature (°C)	5.1	6.3
Relative humidity (%)	60	55

TABLE A4-3 INDOOR AIR QUALITY DATA

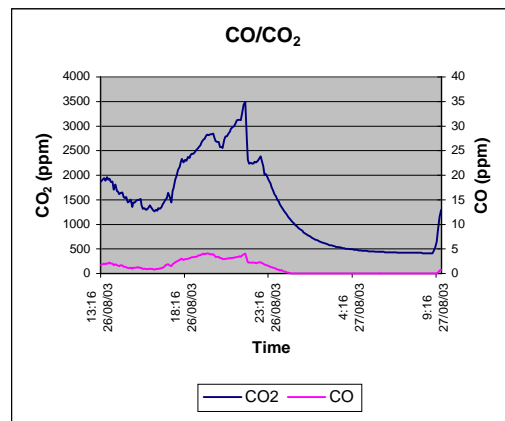
General Information	
State:	ACT
Location No:	2620B
Dates:	26-27 August 2003
Dwelling Age:	40
Construction Code:	111211
Mobile Laboratory No:	2
Room Tested:	Lounge/Kitchen
Room Volume (m ³):	144
Air Exchange Rate:	1.79
Start Time (hh:mm):	13:16
Finish Time (hh:mm):	9:31

Heater			
Model Code:	1		
Age (years):	20		
Rating (MJ/hr):	11.5		
Fuel:	NAG		
Setting:	NA		
On:	13:16	9:16	
Off:	23:16	9:31	
Cooktop/Oven			
Fuel:	N/A		
Rangehood:	No		
Rangehood vented:	No		
Cooktop On:	N/A		
Cooktop Off:	N/A		
Oven On:	N/A		
Oven Off:	N/A		

	Nitrogen Oxides			
	Concentration (ppb)			
	Inside		Outside	
	NO	NO ₂	NO	NO ₂
Minimum	<5	9.0	<5	<5
Maximum	140	210	14	21
Average	38	76	<5	7.2
Peak 1 hr. av.	120	190	<5	17



	Carbon Monoxide/Carbon Dioxide							
	Heater On				Heater Off			
	T (°C)	RH (%)	CO (ppm)	CO ₂ (ppm)	T (°C)	RH (%)	CO (ppm)	CO ₂ (ppm)
Minimum	9.6	30	<2	640	8.2	41	<2	420
Maximum	25	52	4.1	3500	19	46	<2	1800
Average	22	38	2.3	2100	11	44	<2	660
Peak 1 hr. av.	25	43	3.9	3100	17	46	<2	1500
Peak 8 hr. av.	23	44	2.5	2200	12	45	<2	710



Formaldehyde	Sample No.	
	1	2
Sample Period (hrs)	NA	NA
Heater On/Off	NA	NA
Concentration (µg/m ³)	NA	NA

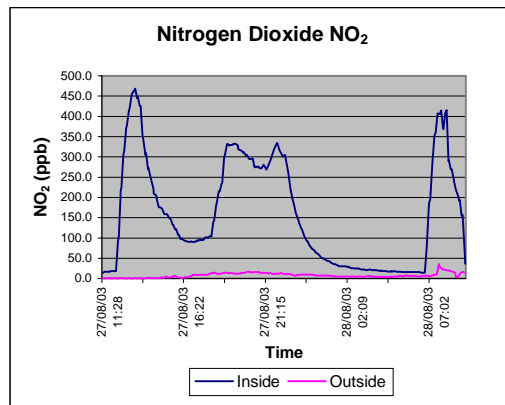
	Meteorological Data	
	Test Period Av.	Heating Period Av.
Wind Speed (m/s)	<1	#DIV/0!
Temperature (°C)	0.59	NA
Relative humidity (%)	76	NA

TABLE A4-4 INDOOR AIR QUALITY DATA

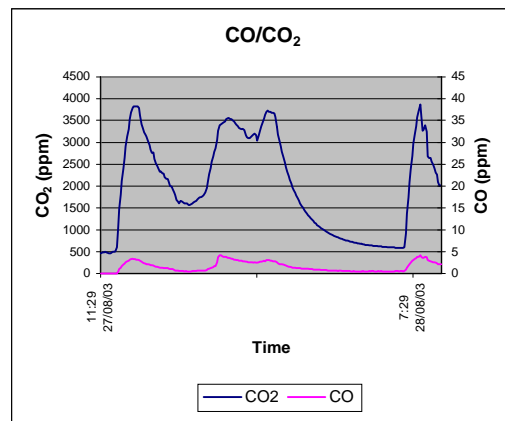
General Information	
State:	ACT
Location No:	2602C
Dates:	27-28 August 2003
Dwelling Age:	51
Construction Code:	221111
Mobile Laboratory No:	1
Room Tested:	Living room
Room Volume (m ³):	144
Air Exchange Rate:	0.58
Start Time (hh:mm):	11:29
Finish Time (hh:mm):	9:14

Heater			
Model Code:	1		
Age (years):	2		
Rating (MJ/hr):	25		
Fuel:	NAG		
Setting:	NA		
On:	12:29	18:00	6:59
Off:	13:59	22:24	8:24
Cooktop/Oven			
Fuel:	NA		
Rangehood:	No		
Rangehood vented:	No		
Cooktop On:	NA		
Cooktop Off:	NA		
Oven On:	NA		
Oven Off:	NA		

	Nitrogen Oxides			
	Concentration (ppb)			
	Inside		Outside	
	NO	NO ₂	NO	NO ₂
Minimum	15	14	<5	<5
Maximum	660	470	67	35
Average	240	160	9.3	7.8
Peak 1 hr. av.	580	430	44	22



	Carbon Monoxide/Carbon Dioxide							
	Heater On				Heater Off			
	T (°C)	RH (%)	CO (ppm)	CO ₂ (ppm)	T (°C)	RH (%)	CO (ppm)	CO ₂ (ppm)
Minimum	12	43	<2	600	10	43	<2	460
Maximum	24	55	4.2	3900	23	54	2.9	3700
Average	22	48	2.7	3100	16	49	<2	1500
Peak 1 hr. av.	23	52	3.8	3600	21	53	2.3	3000
Peak 8 hr. av.	22	51	2.1	2700	14	52	<2	1200



Formaldehyde	Sample No.	
	1	2
Sample Period (hrs)	NA	NA
Heater On/Off	NA	NA
Concentration (µg/m ³)	NA	NA

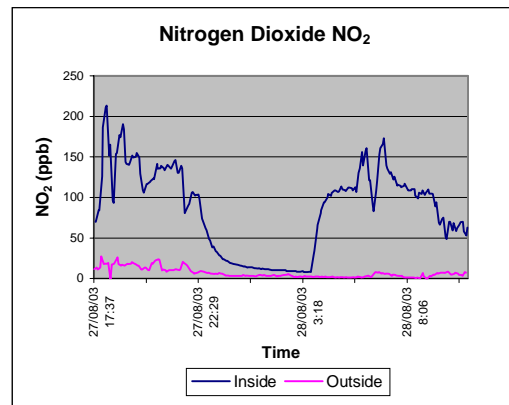
	Meteorological Data	
	Test Period Av.	Heating Period Av.
Wind Speed (m/s)	0.3	0.22
Temperature (°C)	5.0	5.4
Relative humidity (%)	65	65

TABLE A4-5 INDOOR AIR QUALITY DATA

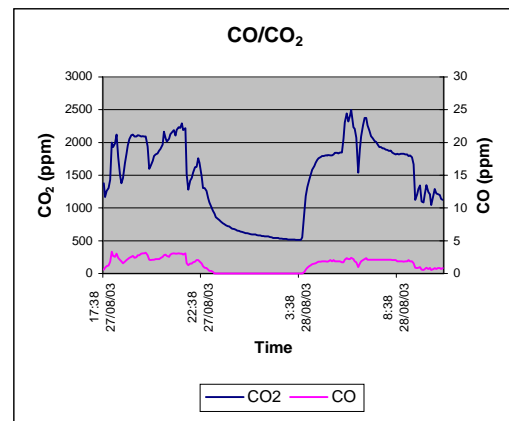
General Information	
State:	ACT
Location No:	2620C
Dates:	27-28 August 2003
Dwelling Age:	40
Construction Code:	111211
Mobile Laboratory No:	2
Room Tested:	Family
Room Volume (m ³):	162
Air Exchange Rate:	1.69
Start Time (hh:mm):	17:38
Finish Time (hh:mm):	10:58

Heater			
Model Code:	1		
Age (years):	<5		
Rating (MJ/hr):	11.5		
Fuel:	NAG		
Setting:	NA		
On:	17:38	3:53	
Off:	21:53	9:23	
Cooktop/Oven			
Fuel:	N/A		
Rangehood:	No		
Rangehood vented:	No		
Cooktop On:	N/A		
Cooktop Off:	N/A		
Oven On:	N/A		
Oven Off:	N/A		

	Nitrogen Oxides Concentration (ppb)			
	Inside		Outside	
	NO	NO ₂	NO	NO ₂
Minimum	<5	8.0	<5	<5
Maximum	290	210	43	27
Average	41	86	<5	6.8
Peak 1 hr. av.	170	170	12	19



	Carbon Monoxide/Carbon Dioxide							
	Heater On				Heater Off			
	T (°C)	RH (%)	CO (ppm)	CO ₂ (ppm)	T (°C)	RH (%)	CO (ppm)	CO ₂ (ppm)
Minimum	14	37	<2	960	13	37	<2	510
Maximum	23	55	3.3	2500	21	44	2.0	1800
Average	20	44	2.1	1900	16	41	<2	880
Peak 1 hr. av.	23	48	3.0	2200	20	43	<2	1500
Peak 8 hr. av.	20	43	<2	1500	NA	NA	NA	NA



Formaldehyde	Sample No.	
	1	2
Sample Period (hrs)	NA	NA
Heater On/Off	NA	NA
Concentration (ug/m ³)	NA	NA

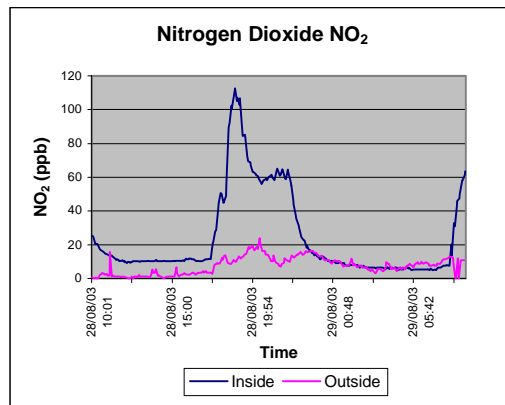
	Meteorological Data	
	Test Period Av.	Heating Period Av.
Wind Speed (m/s)	<1	<1
Temperature (°C)	2.4	2.6
Relative humidity (%)	74	73

TABLE A4-6 INDOOR AIR QUALITY DATA

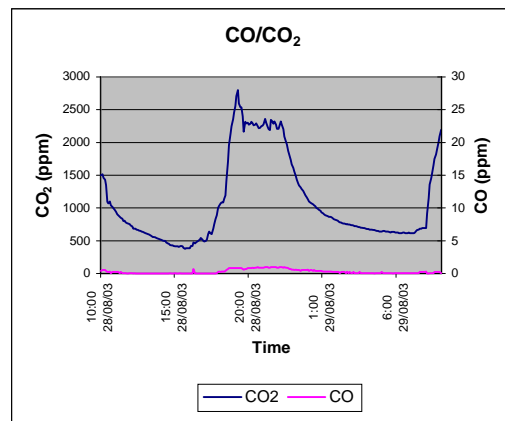
General Information	
State:	ACT
Location No:	2602D
Dates:	28-29 August 2003
Dwelling Age:	43
Construction Code:	111111
Mobile Laboratory No:	1
Room Tested:	Lounge/dining
Room Volume (m ³):	77
Air Exchange Rate:	0.48
Start Time (hh:mm):	10:01
Finish Time (hh:mm):	9:00

Heater	
Model Code:	1
Age (years):	<5
Rating (MJ/hr):	17
Fuel:	NAG
Setting:	NA
On:	17:40
Off:	22:11
Cooktop/Oven	
Fuel:	NA
Rangehood:	Yes
Rangehood vented:	Yes
Cooktop On:	17:40
Cooktop Off:	17:55
Oven On:	NA
Oven Off:	NA

	Nitrogen Oxides			
	Concentration (ppb)			
	Inside		Outside	
	NO	NO ₂	NO	NO ₂
Minimum	<5	5.0	<5	<5
Maximum	200	110	210	24
Average	60	24	7.0	7.7
Peak 1 hr. av.	180	100	51	19



	Carbon Monoxide/Carbon Dioxide							
	Heater On				Heater Off			
	T (°C)	RH (%)	CO (ppm)	CO ₂ (ppm)	T (°C)	RH (%)	CO (ppm)	CO ₂ (ppm)
Minimum	19	43	<2	750	12	21	<2	380
Maximum	24	46	<2	2800	31	59	<2	2300
Average	21	45	<2	2100	17	46	<2	830
Peak 1 hr. av.	23	46	<2	2500	25	52	<2	1900
Peak 8 hr. av.	22	48	<2	1700	15	50	<2	960



Formaldehyde	Sample No.	
	1	2
Sample Period (hrs)	NA	NA
Heater On/Off	NA	NA
Concentration (µg/m ³)	NA	NA

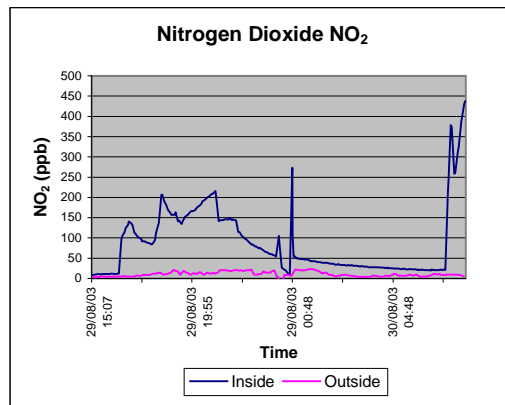
	Meteorological Data	
	Test Period Av.	Heating Period Av.
Wind Speed (m/s)	<1	<1
Temperature (°C)	6.0	7.7
Relative humidity (%)	68	66

TABLE A4-7 INDOOR AIR QUALITY DATA

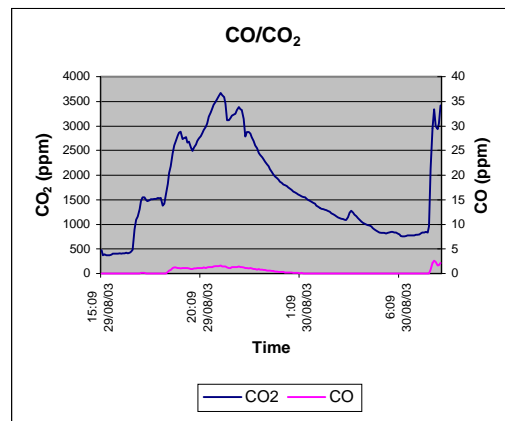
General Information	
State:	ACT
Location No:	2611A
Dates:	29-30 August 2003
Dwelling Age:	29
Construction Code:	121211
Mobile Laboratory No:	2
Room Tested:	Lounge/liv/din
Room Volume (m ³):	134
Air Exchange Rate:	0.73
Start Time (hh:mm):	15:09
Finish Time (hh:mm):	8:15

Heater			
Model Code:	1		
Age (years):	<5		
Rating (MJ/hr):	25		
Fuel:	NAG		
Setting:	NA		
On:	16:39	7:14	
Off:	23:19	8:15	
Cooktop/Oven			
Fuel:	NA		
Rangehood:	Yes		
Rangehood vented:	Yes		
Cooktop On:	18:00		
Cooktop Off:	18:30		
Oven On:	NA		
Oven Off:	NA		

	Nitrogen Oxides			
	Concentration (ppb)			
	Inside		Outside	
	NO	NO ₂	NO	NO ₂
Minimum	<5	10.0	<5	<5
Maximum	700	440	41	23
Average	190	90	<5	11
Peak 1 hr. av.	430	270	30	22



	Carbon Monoxide/Carbon Dioxide							
	Heater On				Heater Off			
	T (°C)	RH (%)	CO (ppm)	CO ₂ (ppm)	T (°C)	RH (%)	CO (ppm)	CO ₂ (ppm)
Minimum	11	42	<2	440	11	40	<2	370
Maximum	21	65	2.6	3700	19	58	<2	2300
Average	19	53	<2	2400	14	54	<2	1100
Peak 1 hr. av.	21	61	3.7	4500	18	57	<2	2000
Peak 8 hr. av.	19	57	<2	2500	NA	NA	NA	NA



Formaldehyde	Sample No.	
	1	2
Sample Period (hrs)	NA	NA
Heater On/Off	NA	NA
Concentration (µg/m ³)	NA	NA

	Meteorological Data*	
	Test Period Av.	Heating Period Av.
Wind Speed (m/s)	3.6	4.2
Temperature (°C)	6.3	7.8
Relative humidity (%)	78	72

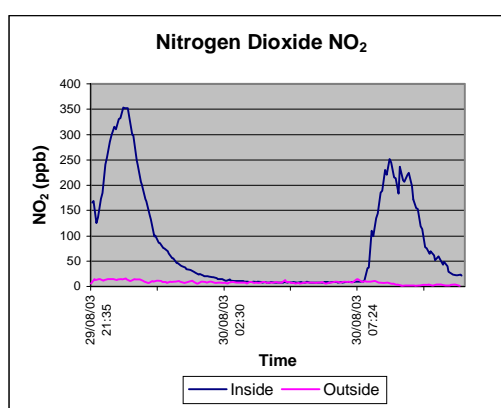
*Bureau of Meteorology - Canberra Airport

TABLE A4-8 INDOOR AIR QUALITY DATA

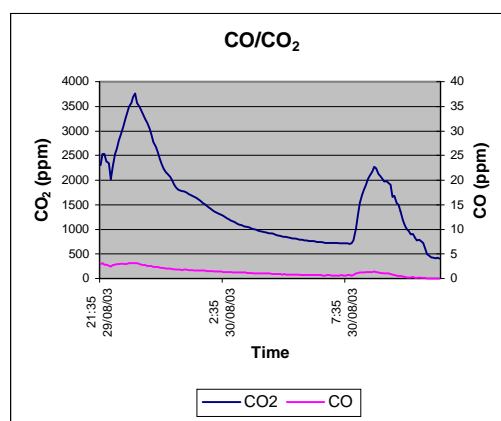
General Information	
State:	ACT
Location No:	2902A
Dates:	29-30 August 2003
Dwelling Age:	15
Construction Code:	111221
Mobile Laboratory No:	1
Room Tested:	Lounge/liv/din
Room Volume (m ³):	72
Air Exchange Rate:	0.38
Start Time (hh:mm):	21:35
Finish Time (hh:mm):	11:25

Heater			
Model Code:	5		
Age (years):	16		
Rating (MJ/hr):	18		
Fuel:	NAG		
Setting:	NA		
On:	21:35	7:55	
Off:	23:05	8:55	
Cooktop/Oven			
Fuel:	NA		
Rangehood:	Yes		
Rangehood vented:	Yes		
Cooktop On:	19:00		
Cooktop Off:	19:15		
Oven On:	NA		
Oven Off:	NA		

	Nitrogen Oxides			
	Concentration (ppb)			
	Inside		Outside	
	NO	NO ₂	NO	NO ₂
Minimum	18	7.7	8.0	<5
Maximum	1300	350	1100	15
Average	540	84	60	8.0
Peak 1 hr. av.	1300	320	220	14



	Carbon Monoxide/Carbon Dioxide							
	Heater On				Heater Off			
	T (°C)	RH (%)	CO (ppm)	CO ₂ (ppm)	T (°C)	RH (%)	CO (ppm)	CO ₂ (ppm)
Minimum	10	47	<2	770	9.2	45	<2	420
Maximum	22	56	3.1	3800	19	53	2.9	3500
Average	18	50	2.2	2400	13	51	<2	1300
Peak 1 hr. av.	21	53	3.0	3400	17	53	2.5	2900
Peak 8 hr. av.	14	51	<2	1800	12	52	<2	1400



Formaldehyde	Sample No.	
	1	2
Sample Period (hrs)	NA	NA
Heater On/Off	NA	NA
Concentration (µg/m ³)	NA	NA

	Meteorological Data*	
	Test Period Av.	Heating Period Av.
Wind Speed (m/s)	3.7	2.7
Temperature (°C)	6.1	5.3
Relative humidity (%)	79	80

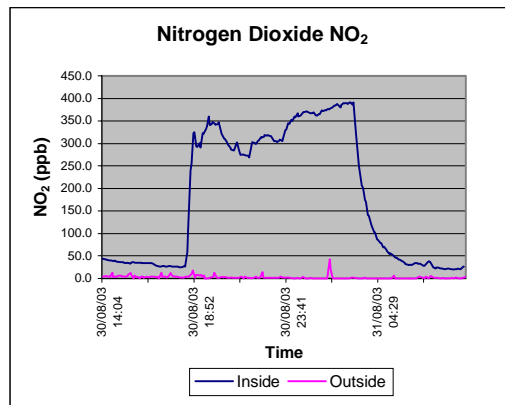
*Bureau of Meteorology - Canberra Airport

TABLE A4-9 INDOOR AIR QUALITY DATA

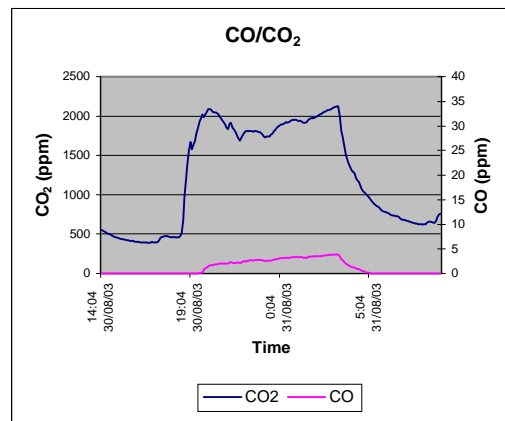
General Information	
State:	ACT
Location No:	2604A
Dates:	30-31 August 2003
Dwelling Age:	15
Construction Code:	111222
Mobile Laboratory No:	2
Room Tested:	Kitchen
Room Volume (m ³):	77
Air Exchange Rate:	0.81
Start Time (hh:mm):	14:04
Finish Time (hh:mm):	9:04

Heater	
Model Code:	5
Age (years):	18
Rating (MJ/hr):	18
Fuel:	NAG
Setting:	NA
On:	18:24
Off:	3:19
Cooktop/Oven	
Fuel:	NA
Rangehood:	No
Rangehood vented:	No
Cooktop On:	NA
Cooktop Off:	NA
Oven On:	NA
Oven Off:	NA

	Nitrogen Oxides			
	Concentration (ppb)			
	Inside		Outside	
	NO	NO ₂	NO	NO ₂
Minimum	8.7	20	<5	<5
Maximum	980	390	260	42
Average	250	180	<5	<5
Peak 1 hr. av.	850	390	28	6.6



	Carbon Monoxide/Carbon Dioxide							
	Heater On				Heater Off			
	T (°C)	RH (%)	CO (ppm)	CO ₂ (ppm)	T (°C)	RH (%)	CO (ppm)	CO ₂ (ppm)
Minimum	17	42	<2	460	15	44	<2	390
Maximum	23	49	3.9	2100	20	49	3.5	2000
Average	20	45	2.3	1800	17	46	<2	700
Peak 1 hr. av.	22	47	3.7	2100	18	49	<2	1500
Peak 8 hr. av.	21	45	2.8	1900	NA	NA	NA	NA



Formaldehyde	Sample No.	
	1	2
Sample Period (hrs)	NA	NA
Heater On/Off	NA	NA
Concentration (µg/m ³)	NA	NA

	Meteorological Data*	
	Test Period Av.	Heating Period Av.
Wind Speed (m/s)	6.9	6.9
Temperature (°C)	6.6	6.2
Relative humidity (%)	63	64

*Bureau of Meteorology - Canberra Airport

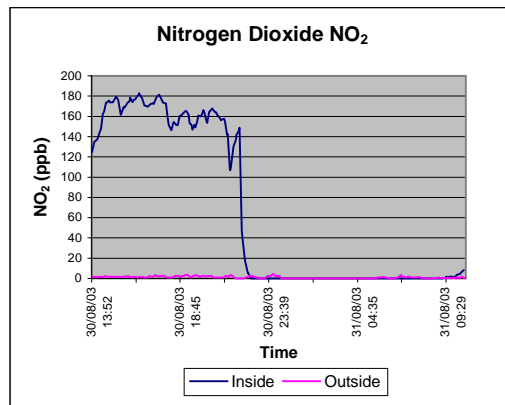
TABLE A4-10 INDOOR AIR QUALITY DATA

General Information	
State:	ACT
Location No:	2905A
Dates:	30-31 August 2003
Dwelling Age:	50
Construction Code:	121211
Mobile Laboratory No:	1
Room Tested:	Lounge/kit
Room Volume (m ³):	82
Air Exchange Rate:	2.83
Start Time (hh:mm):	13:52
Finish Time (hh:mm):	10:37

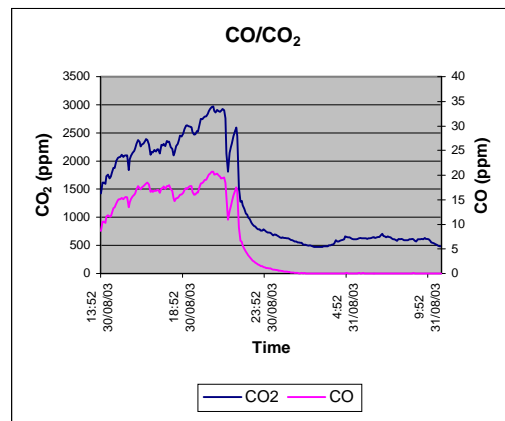
Heater	
Model Code:	6
Age (years):	10
Rating (MJ/hr):	Unknown
Fuel:	NAG
Setting:	NA
On:	13:52
Off:	22:12

Cooktop/Oven	
Fuel:	NA
Rangehood:	No
Rangehood vented:	No
Cooktop On:	NA
Cooktop Off:	NA
Oven On:	NA
Oven Off:	NA

	Nitrogen Oxides			
	Concentration (ppb)			
	Inside		Outside	
	NO	NO ₂	NO	NO ₂
Minimum	<5	<5	<5	<5
Maximum	50	180	5.9	<5
Average	23	65	<5	<5
Peak 1 hr. av.	48	180	5.6	<5



	Carbon Monoxide/Carbon Dioxide							
	Heater On				Heater Off			
	T (°C)	RH (%)	CO (ppm)	CO ₂ (ppm)	T (°C)	RH (%)	CO (ppm)	CO ₂ (ppm)
Minimum	19	47	8.6	1400	10	42	<2	480
Maximum	21	54	21	3000	19	53	9.3	1500
Average	20	50	16	2300	12	50	<2	640
Peak 1 hr. av.	21	53	20	2900	16	53	4.7	1100
Peak 8 hr. av.	20	50	17	2400	13	51	<2	660



Formaldehyde	Sample No.	
	1	2
Sample Period (hrs)	NA	NA
Heater On/Off	NA	NA
Concentration (µg/m ³)	NA	NA

	Meteorological Data*	
	Test Period A v.	Heating Period A v.
Wind Speed (m/s)	7.0	9.4
Temperature (°C)	6.8	8.9
Relative humidity (%)	62	59

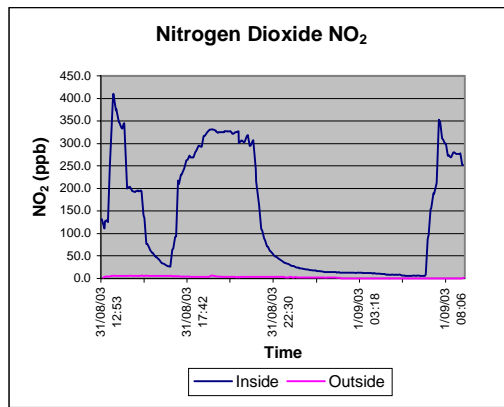
*Bureau of Meteorology - Canberra Airport

TABLE A4-11 INDOOR AIR QUALITY DATA

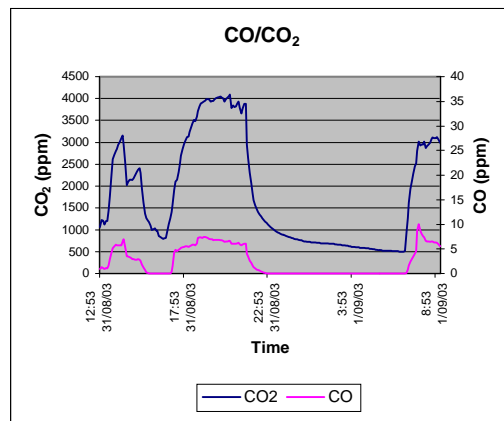
General Information	
State:	ACT
Location No:	2602G
Dates:	31-01 August 2003
Dwelling Age:	43
Construction Code:	111212
Mobile Laboratory No:	2
Room Tested:	Liv/din/kit
Room Volume (m ³):	79
Air Exchange Rate:	2.6
Start Time (hh:mm):	12:53
Finish Time (hh:mm):	9:08

Heater			
Model Code:	1		
Age (years):	15		
Rating (MJ/hr):	NA		
Fuel:	NAG		
Setting:	NA		
On:	12:53	7:08	
Off:	21:38	9:18	
Cooktop/Oven			
Fuel:	NA		
Rangehood:	No		
Rangehood vented:	No		
Cooktop On:	NA		
Cooktop Off:	NA		
Oven On:	NA		
Oven Off:	NA		

	Nitrogen Oxides			
	Concentration (ppb)			
	Inside		Outside	
	NO	NO ₂	NO	NO ₂
Minimum	<5	5.9	<5	<5
Maximum	130	410	160	7.0
Average	33	140	30	<5
Peak 1 hr. av.	100	350	150	5.9



	Carbon Monoxide/Carbon Dioxide							
	Heater On				Heater Off			
	T (°C)	RH (%)	CO (ppm)	CO ₂ (ppm)	T (°C)	RH (%)	CO (ppm)	CO ₂ (ppm)
Minimum	12	34	<2	790	9.2	47	<2	490
Maximum	24	57	10	4100	21	55	3.4	2600
Average	21	47	4.4	2700	13	53	<2	800
Peak 1 hr. av.	24	51	7.4	4000	18	55	<2	1700
Peak 8 hr. av.	21	53	4.4	2800	13	54	<2	850



Formaldehyde	Sample No.	
	1	2
Sample Period (hrs)	NA	NA
Heater On/Off	NA	NA
Concentration (µg/m ³)	NA	NA

	Meteorological Data*	
	Test Period Av.	Heating Period Av.
Wind Speed (m/s)	5.1	6.9
Temperature (°C)	5.5	7.3
Relative humidity (%)	74	67

*Bureau of Meteorology - Canberra Airport

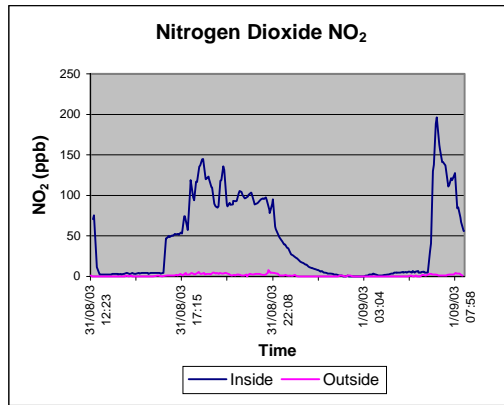
TABLE A4-12 INDOOR AIR QUALITY DATA

General Information	
State:	A C T
Location No:	2602F
Dates:	31-01 August 2003
Dwelling Age:	43
Construction Code:	111211
Mobile Laboratory No:	1
Room Tested:	Kitchen
Room Volume (m ³):	79
Air Exchange Rate:	0.72
Start Time (hh:mm):	12:23
Finish Time (hh:mm):	8:38

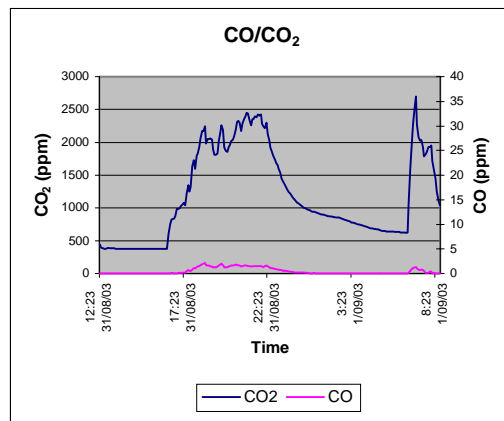
Heater			
Model Code:	1		
Age (years):	Unknown		
Rating (MJ/hr):	Unknown		
Fuel:	N A G		
Setting:	N / A		
On:	16:28	6:40	
Off:	21:18	8:13	

Cooktop/Oven			
Fuel:	N A		
Rangehood:	No		
Rangehood vented:	No		
Cooktop On:	N A		
Cooktop Off:	N A		
Oven On:	N A		
Oven Off:	N A		

	Nitrogen Oxides			
	Concentration (ppb)			
	Inside		Outside	
	NO	NO ₂	NO	NO ₂
Minimum	<5	<5	<5	<5
Maximum	390	200	15	7.9
Average	71	44	<5	<5
Peak 1 hr. av.	280	150	<5	<5



	Carbon Monoxide/Carbon Dioxide							
	Heater On				Heater Off			
	T (°C)	RH (%)	CO (ppm)	CO ₂ (ppm)	T (°C)	RH (%)	CO (ppm)	CO ₂ (ppm)
Minimum	9.5	41	<2	610	9.5	33	<2	370
Maximum	20	58	2.1	2700	20	56	<2	2400
Average	18	46	<2	1800	13	49	<2	880
Peak 1 hr. av.	20	52	<2	2400	19	55	<2	2300
Peak 8 hr. av.	18	52	<2	1800	13	53	<2	1200



Formaldehyde	Sample No.	
	1	2
Sample Period (hrs)	NA	NA
Heater On/Off	NA	NA
Concentration (µg/m ³)	NA	NA

	Meteorological Data*	
	Test Period Av.	Heating Period Av.
Wind Speed (m/s)	5.1	4.7
Temperature (°C)	5.5	5.0
Relative humidity (%)	75	77

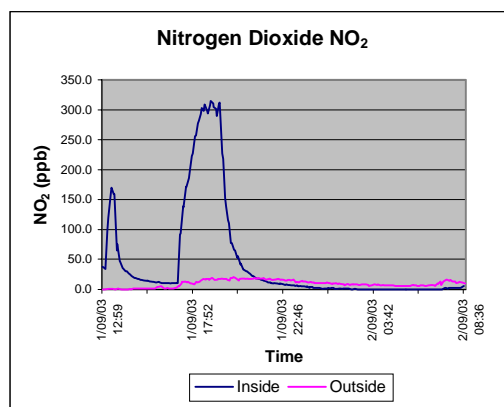
*Bureau of Meteorology - Canberra Airport

TABLE A4-13 INDOOR AIR QUALITY DATA

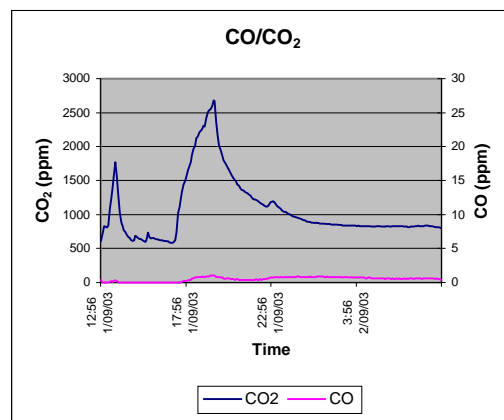
General Information	
State:	ACT
Location No:	2602H
Dates:	01-02 September 2003
Dwelling Age:	38
Construction Code:	111211
Mobile Laboratory No:	1
Room Tested:	Hall/bedroom
Room Volume (m ³):	71
Air Exchange Rate:	0.89
Start Time (hh:mm):	12:59
Finish Time (hh:mm):	8:51

Heater			
Model Code:	1		
Age (years):	19		
Rating (MJ/hr):	8		
Fuel:	NAG		
Setting:	NA		
On:	12:56	17:21	
Off:	14:01	19:40	
Cooktop/Oven			
Fuel:	NA		
Rangehood:	No		
Rangehood vented:	No		
Cooktop On:	NA		
Cooktop Off:	NA		
Oven On:	NA		
Oven Off:	NA		

	Nitrogen Oxides			
	Concentration (ppb)			
	Inside		Outside	
	NO	NO ₂	NO	NO ₂
Minimum	13	<5	<5	<5
Maximum	1300	310	140	20
Average	250	45	43	9.9
Peak 1 hr. av.	1100	300	120	18



	Carbon Monoxide/Carbon Dioxide							
	Heater On				Heater Off			
	T (°C)	RH (%)	CO (ppm)	CO ₂ (ppm)	T (°C)	RH (%)	CO (ppm)	CO ₂ (ppm)
Minimum	15	35	<2	610	8.5	38	<2	580
Maximum	20	49	<2	2700	19	58	<2	2400
Average	18	46	<2	1700	13	52	<2	950
Peak 1 hr. av.	20	48	<2	2500	18	58	<2	1800
Peak 8 hr. av.	18	54	<2	1500	14	57	<2	1100



Formaldehyde	Sample No.	
	1	2
Sample Period (hrs)	NA	NA
Heater On/Off	NA	NA
Concentration (µg/m ³)	NA	NA

	Meteorological Data*	
	Test Period Av.	Heating Period Av.
Wind Speed (m/s)	1.8	2.7
Temperature (°C)	4.1	9.0
Relative humidity (%)	72	50

*Bureau of Meteorology - Canberra Airport

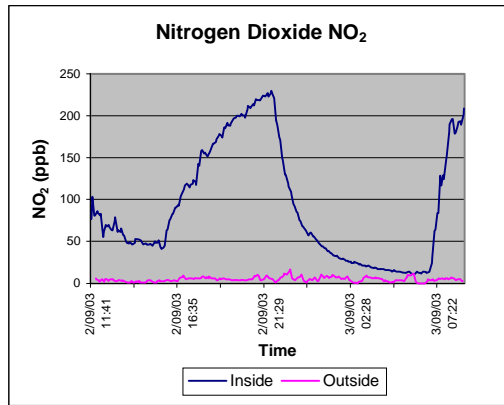
TABLE A4-14 INDOOR AIR QUALITY DATA

General Information	
State:	ACT
Location No:	2607A
Dates:	02-03 September 2003
Dwelling Age:	37
Construction Code:	111111
Mobile Laboratory No:	1
Room Tested:	Hall/bedroom
Room Volume (m ³):	100
Air Exchange Rate:	0.45
Start Time (hh:mm):	11:41
Finish Time (hh:mm):	9:29

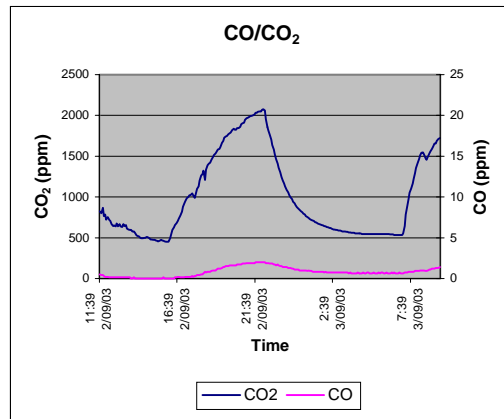
Heater			
Model Code:	1		
Age (years):	14		
Rating (MJ/hr):	17		
Fuel:	NAG		
Setting:	NA		
On:	16:09	7:19	
Off:	22:19	9:24	

Cooktop/Oven			
Fuel:	NA		
Rangehood:	No		
Rangehood vented:	No		
Cooktop On:	NA		
Cooktop Off:	NA		
Oven On:	NA		
Oven Off:	NA		

	Nitrogen Oxides			
	Concentration (ppb)			
	Inside		Outside	
	NO	NO ₂	NO	NO ₂
Minimum	26	11	<5	<5
Maximum	920	230	18	16
Average	300	92	<5	<5
Peak 1 hr. av.	900	220	11	9.0



	Carbon Monoxide/Carbon Dioxide							
	Heater On				Heater Off			
	T (°C)	RH (%)	CO (ppm)	CO ₂ (ppm)	T (°C)	RH (%)	CO (ppm)	CO ₂ (ppm)
Minimum	10	22	<2	490	9.8	27	<2	450
Maximum	27	55	2.0	2100	23	50	<2	1900
Average	17	42	<2	1500	15	42	<2	700
Peak 1 hr. av.	24	54	<2	2000	22	49	<2	1600
Peak 8 hr. av.	20	46	<2	1500	13	47	<2	780



Formaldehyde	Sample No.	
	1	2
Sample Period (hrs)	NA	NA
Heater On/Off	NA	NA
Concentration (µg/m ³)	NA	NA

	Meteorological Data*	
	Test Period Av.	Heating Period Av.
Wind Speed (m/s)	7.1	7.2
Temperature (°C)	8.0	8.1
Relative humidity (%)	60	62

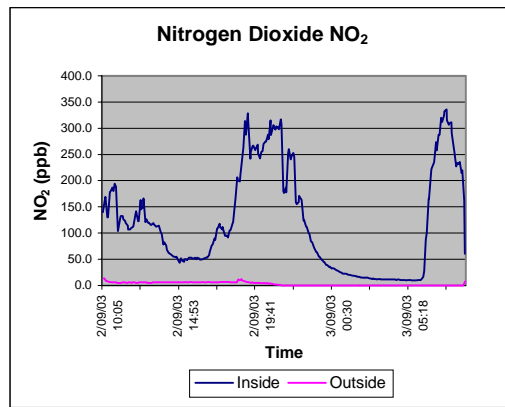
*Bureau of Meteorology - Canberra Airport

TABLE A4-15 INDOOR AIR QUALITY DATA

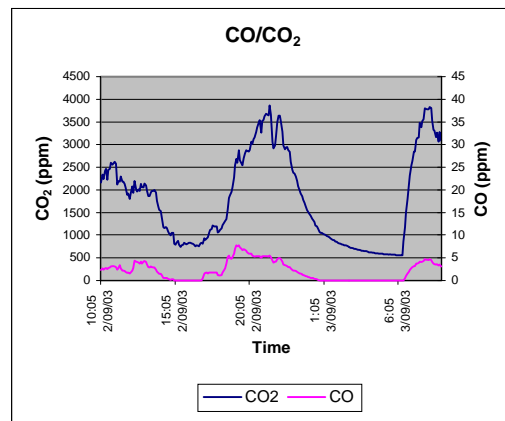
General Information	
State:	ACT
Location No:	2607B
Dates:	02-03 September 2003
Dwelling Age:	27
Construction Code:	111211
Mobile Laboratory No:	2
Room Tested:	Lvg/lge/dng/kit
Room Volume (m ³):	160
Air Exchange Rate:	0.79
Start Time (hh:mm):	10:05
Finish Time (hh:mm):	8:55

Heater			
Model Code:	2		
Age (years):	<5		
Rating (MJ/hr):	18		
Fuel:	NAG		
Setting:	NA		
On:	10:00	16:40	6:30
Off:	13:50	22:45	8:55
Cooktop/Oven			
Fuel:	NAG		
Rangehood:	Yes		
Rangehood vented:	Yes		
Cooktop On:	16:30	18:00	
Cooktop Off:	16:55	19:00	
Oven On:	NA		
Oven Off:	NA		

	Nitrogen Oxides			
	Concentration (ppb)			
	Inside		Outside	
	NO	NO ₂	NO	NO ₂
Minimum	19	9.2	<5	<5
Maximum	120	340	210	13
Average	55	120	65	<5
Peak 1 hr. av.	100	310	200	8.0



	Carbon Monoxide/Carbon Dioxide							
	Heater On				Heater Off			
	T (°C)	RH (%)	CO (ppm)	CO ₂ (ppm)	T (°C)	RH (%)	CO (ppm)	CO ₂ (ppm)
Minimum	11	43	<2	760	9.4	41	<2	550
Maximum	22	66	7.8	3900	19	62	2.6	2600
Average	18	53	3.6	2500	14	52	<2	980
Peak 1 hr. av.	22	57	7.0	3600	18	58	<2	2100
Peak 8 hr. av.	19	56	3.5	2300	NA	NA	NA	NA



Formaldehyde	Sample No.	
	1	2
Sample Period (hrs)	NA	NA
Heater On/Off	NA	NA
Concentration (µg/m ³)	NA	NA

	Meteorological Data*	
	Test Period Av.	Heating Period Av.
Wind Speed (m/s)	7.1	6.8
Temperature (°C)	8.1	8.8
Relative humidity (%)	60	59

*Bureau of Meteorology - Canberra Airport

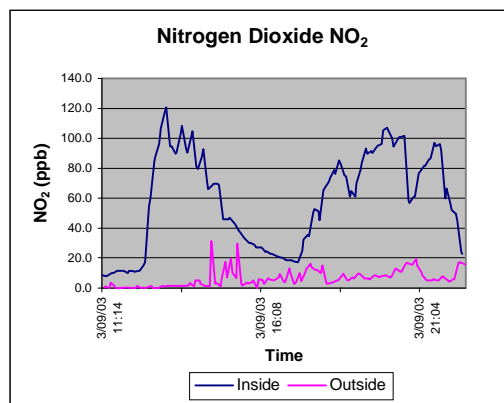
TABLE A4-16 INDOOR AIR QUALITY DATA

General Information	
State:	ACT
Location No:	2615A
Dates:	03-03 September 2003
Dwelling Age:	29
Construction Code:	111211
Mobile Laboratory No:	1
Room Tested:	Lounge room
Room Volume (m ³):	96
Air Exchange Rate:	1.2
Start Time (hh:mm):	11:14
Finish Time (hh:mm):	22:30

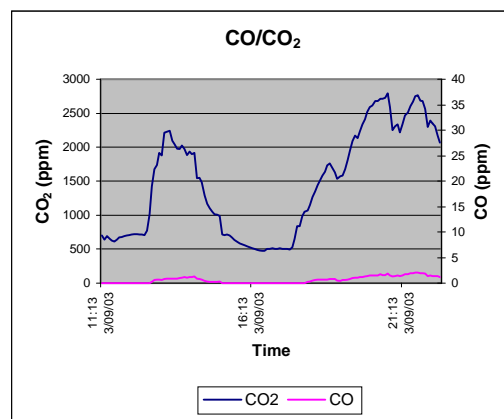
Heater	
Model Code:	5
Age (years):	Unknown
Rating (MJ/hr):	21
Fuel:	NAG
Setting:	NA
On:	12:43 17:38
Off:	14:38 22:23

Cooktop/Oven	
Fuel:	NA
Rangehood:	No
Rangehood vented:	No
Cooktop On:	NA
Cooktop Off:	NA
Oven On:	NA
Oven Off:	NA

	Nitrogen Oxides			
	Concentration (ppb)			
	Inside		Outside	
	NO	NO ₂	NO	NO ₂
Minimum	<5	7.9	<5	<5
Maximum	140	120	37	31
Average	47	59	<5	6.6
Peak 1 hr. av.	130	100	11	14



	Carbon Monoxide/Carbon Dioxide							
	Heater On				Heater Off			
	T (°C)	RH (%)	CO (ppm)	CO ₂ (ppm)	T (°C)	RH (%)	CO (ppm)	CO ₂ (ppm)
Minimum	14	32	<2	650	13	22	<2	470
Maximum	22	50	2.0	2800	26	51	<2	2100
Average	20	44	<2	2000	20	33	<2	680
Peak 1 hr. av.	23	49	<2	2600	25	50	<2	870
Peak 8 hr. av.	22	38	<2	1500	NA	NA	NA	NA



Formaldehyde	Sample No.	
	1	2
Sample Period (hrs)	NA	NA
Heater On/Off	NA	NA
Concentration (µg/m ³)	NA	NA

	Meteorological Data*	
	Test Period Av.	Heating Period Av.
Wind Speed (m/s)	5.0	3.7
Temperature (°C)	12	10
Relative humidity (%)	46	52

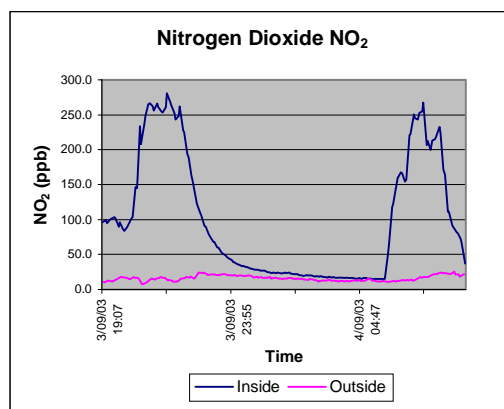
*Bureau of Meteorology - Canberra Airport

TABLE A4-17 INDOOR AIR QUALITY DATA

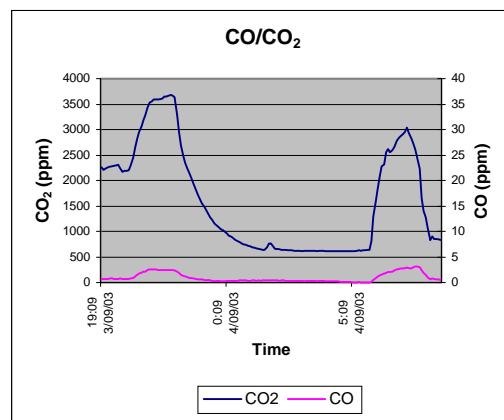
General Information	
State:	ACT
Location No:	2615B
Dates:	03-04 September 2003
Dwelling Age:	32
Construction Code:	111211
Mobile Laboratory No:	2
Room Tested:	Lge/dng/kit
Room Volume (m ³):	100
Air Exchange Rate:	0.44
Start Time (hh:mm):	19:09
Finish Time (hh:mm):	8:42

Heater			
Model Code:	1		
Age (years):	2		
Rating (MJ/hr):	25		
Fuel:	NAG		
Setting:	NA		
On:	19:09	5:54	
Off:	22:04	7:19	
Cooktop/Oven			
Fuel:	NA		
Rangehood:	No		
Rangehood vented:	No		
Cooktop On:	NA		
Cooktop Off:	NA		
Oven On:	NA		
Oven Off:	NA		

	Nitrogen Oxides			
	Concentration (ppb)			
	Inside		Outside	
	NO	NO ₂	NO	NO ₂
Minimum	25	15	<5	7.6
Maximum	410	280	130	25
Average	160	100	29	16
Peak 1 hr. av.	390	260	77	23



	Carbon Monoxide/Carbon Dioxide							
	Heater On				Heater Off			
	T (°C)	RH (%)	CO (ppm)	CO ₂ (ppm)	T (°C)	RH (%)	CO (ppm)	CO ₂ (ppm)
Minimum	11	40	<2	800	11	39	<2	610
Maximum	26	55	2.9	3700	24	52	3.1	3300
Average	22	44	<2	2700	15	47	<2	1000
Peak 1 hr. av.	26	48	2.8	3600	21	52	2.1	2300
Peak 8 hr. av.	19	48	<2	1800	NA	NA	NA	NA



Formaldehyde	Sample No.	
	1	2
Sample Period (hrs)	NA	NA
Heater On/Off	NA	NA
Concentration (µg/m ³)	NA	NA

	Meteorological Data*	
	Test Period Av.	Heating Period Av.
Wind Speed (m/s)	1.7	2.4
Temperature (°C)	1.9	3.4
Relative humidity (%)	85	79

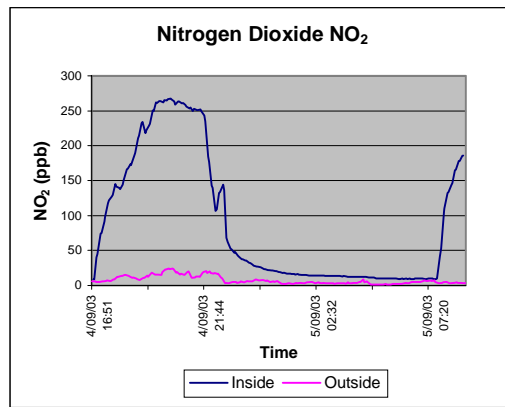
*Bureau of Meteorology - Canberra Airport

TABLE A4-18 INDOOR AIR QUALITY DATA

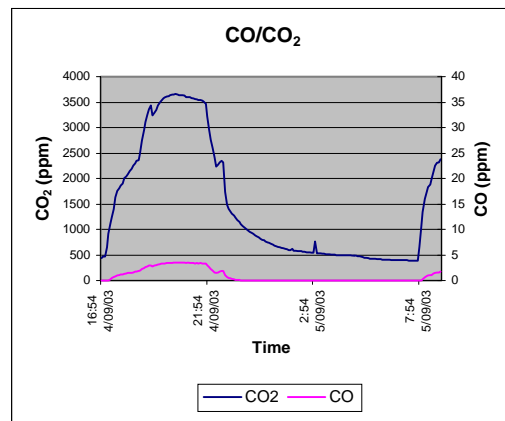
General Information	
State:	ACT
Location No:	2611B
Dates:	04-05 September 2003
Dwelling Age:	23
Construction Code:	111222
Mobile Laboratory No:	2
Room Tested:	Family/kitchen
Room Volume (m ³):	98
Air Exchange Rate:	0.90
Start Time (hh:mm):	16:54
Finish Time (hh:mm):	8:54

Heater			
Model Code:	1		
Age (years):	9		
Rating (MJ/hr):	21		
Fuel:	NAG		
Setting:	NA		
On:	17:14	7:54	
Off:	20:34	8:54	
Cooktop/Oven			
Fuel:	NA		
Rangehood:	No		
Rangehood vented:	No		
Cooktop On:	NA		
Cooktop Off:	NA		
Oven On:	NA		
Oven Off:	NA		

	Nitrogen Oxides			
	Concentration (ppb)			
	Inside		Outside	
	NO	NO ₂	NO	NO ₂
Minimum	<5	8.2	<5	<5
Maximum	200	270	12	24
Average	61	89	<5	7.3
Peak 1 hr. av.	200	260	<5	20



	Carbon Monoxide/Carbon Dioxide							
	Heater On				Heater Off			
	T (°C)	RH (%)	CO (ppm)	CO ₂ (ppm)	T (°C)	RH (%)	CO (ppm)	CO ₂ (ppm)
Minimum	14	31	<2	660	12	23	<2	390
Maximum	27	45	3.5	3700	28	42	3.5	3600
Average	22	39	<2	2500	16	39	<2	1100
Peak 1 hr. av.	27	43	3.5	3600	27	42	3.4	3600
Peak 8 hr. av.	22	38	<2	2300	18	40	<2	1400



Formaldehyde	Sample No.	
	1	2
Sample Period (hrs)	NA	NA
Heater On/Off	NA	NA
Concentration (µg/m ³)	NA	NA

	Meteorological Data*	
	Test Period Av.	Heating Period Av.
Wind Speed (m/s)	5.2	6.7
Temperature (°C)	9.0	11
Relative humidity (%)	58	48

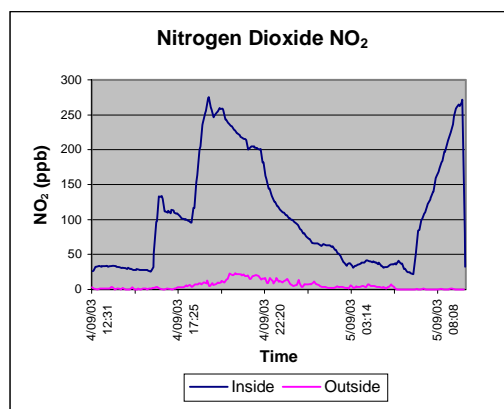
*Bureau of Meteorology - Canberra Airport

TABLE A4-19 INDOOR AIR QUALITY DATA

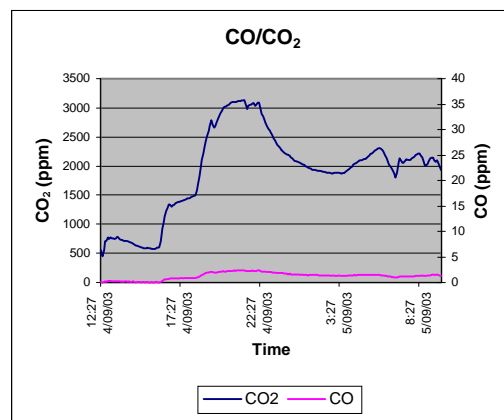
General Information	
State:	ACT
Location No:	2905C
Dates:	04-05 September 2003
Dwelling Age:	30
Construction Code:	111112
Mobile Laboratory No:	1
Room Tested:	Dining room
Room Volume (m ³):	97
Air Exchange Rate:	0.26
Start Time (hh:mm):	12:31
Finish Time (hh:mm):	9:47

Heater			
Model Code:	1		
Age (years):	1		
Rating (MJ/hr):	21		
Fuel:	NAG		
Setting:	NA		
On:	16:07	6:54	
Off:	22:04	9:47	
Cooktop/Oven			
Fuel:	NA		
Rangehood:	No		
Rangehood vented:	No		
Cooktop On:	NA		
Cooktop Off:	NA		
Oven On:	NA		
Oven Off:	NA		

	Nitrogen Oxides			
	Concentration (ppb)			
	Inside		Outside	
	NO	NO ₂	NO	NO ₂
Minimum	8.5	22	<5	<5
Maximum	430	270	30	23
Average	230	110	7.3	5.5
Peak 1 hr. av.	410	260	16	21



	Carbon Monoxide/Carbon Dioxide							
	Heater On				Heater Off			
	T (°C)	RH (%)	CO (ppm)	CO ₂ (ppm)	T (°C)	RH (%)	CO (ppm)	CO ₂ (ppm)
Minimum	19	35	<2	600	18	23	<2	450
Maximum	24	42	2.3	3100	23	43	2.3	3100
Average	22	39	<2	2200	19	40	<2	1700
Peak 1 hr. av.	24	41	2.3	3100	22	43	2.1	2900
Peak 8 hr. av.	22	42	<2	2500	19	42	<2	2200



Formaldehyde	Sample No.	
	1	2
Sample Period (hrs)	NA	NA
Heater On/Off	NA	NA
Concentration (µg/m ³)	NA	NA

	Meteorological Data*	
	Test Period Av.	Heating Period Av.
Wind Speed (m/s)	5.4	6.6
Temperature (°C)	11	11
Relative humidity (%)	50	49

*Bureau of Meteorology - Canberra Airport

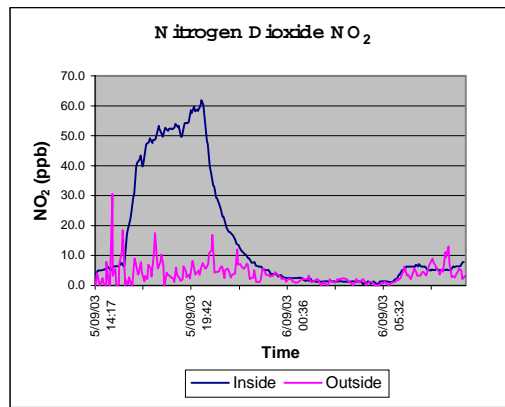
TABLE A4-20 INDOOR AIR QUALITY DATA

General Information	
State:	ACT
Location No:	2602I
Dates:	05-06 September 2003
Dwelling Age:	61
Construction Code:	321211
Mobile Laboratory No:	1
Room Tested:	Lounge room
Room Volume (m ³):	108
Air Exchange Rate:	0.34
Start Time (hh:mm):	14:27
Finish Time (hh:mm):	9:42

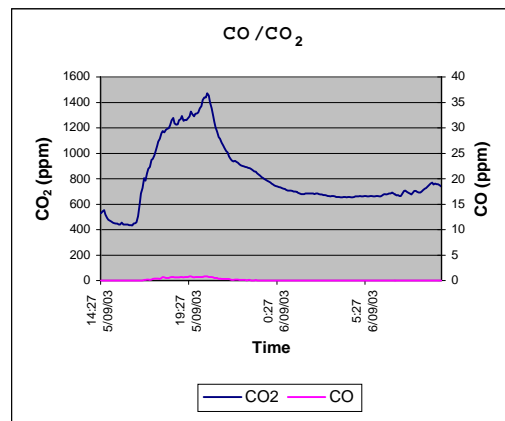
Heater	
Model Code:	7
Age (years):	3
Rating (MJ/hr):	25
Fuel:	NAG
Setting:	NA
On:	16:37
Off:	20:27

Cooktop/Oven	
Fuel:	NA
Rangehood:	No
Rangehood vented:	No
Cooktop On:	NA
Cooktop Off:	NA
Oven On:	NA
Oven Off:	NA

	Nitrogen Oxides			
	Concentration (ppb)			
	Inside		Outside	
	NO	NO ₂	NO	NO ₂
Minimum	<5	<5	<5	<5
Maximum	66	62	32	31
Average	19	16	<5	<5
Peak 1 hr. av.	60	58	9.0	7.6



	Carbon Monoxide/Carbon Dioxide							
	Heater On				Heater Off			
	T (°C)	RH (%)	CO (ppm)	CO ₂ (ppm)	T (°C)	RH (%)	CO (ppm)	CO ₂ (ppm)
Minimum	19	37	<2	600	11	35	<2	430
Maximum	21	44	<2	1500	19	59	<2	1500
Average	20	40	<2	1200	15	50	<2	720
Peak 1 hr. av.	21	45	<2	1400	19	58	<2	1200
Peak 8 hr. av.	19	50	<2	1100	15	55	<2	820



Formaldehyde	Sample No.	
	1	2
Sample Period (hrs)	NA	NA
Heater On/Off	NA	NA
Concentration (µg/m ³)	NA	NA

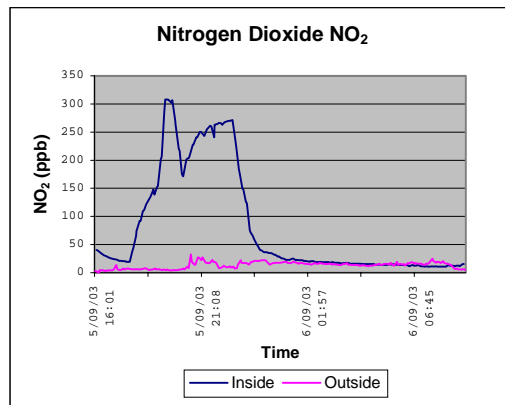
	Meteorological Data	
	Test Period Av.	Heating Period Av.
Wind Speed (m/s)	<1	2.5
Temperature (°C)	9.4	13
Relative humidity (%)	62	44

TABLE A4-21 INDOOR AIR QUALITY DATA

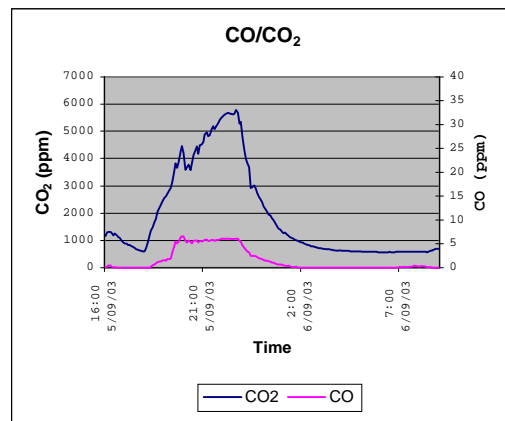
General Information	
State:	ACT
Location No:	2602J
Dates:	05-06 September 2003
Dwelling Age:	25
Construction Code:	111221
Mobile Laboratory No:	2
Room Tested:	ounge/Living/dinin;
Room Volume (m ³):	84
Air Exchange Rate:	0.31
Start Time (hh:mm):	16:00
Finish Time (hh:mm):	9:00

Heater	
Model Code:	1
Age (years):	20
Rating (MJ/hr):	18
Fuel:	NAG
Setting:	NA
On:	18:00
Off:	23:00
Cooktop/Oven	
Fuel:	NA
Rangehood:	No
Rangehood vented:	No
Cooktop On:	19:00
Cooktop Off:	19:45
Oven On:	NA
Oven Off:	NA

	Nitrogen Oxides			
	Concentration (ppb)			
	Inside		Outside	
	NO	NO ₂	NO	NO ₂
Minimum	8.9	10	<5	<5
Maximum	440	310	220	33
Average	140	80	25	13
Peak 1 hr. av.	410	270	120	21



	Carbon Monoxide/Carbon Dioxide							
	Heater On				Heater Off			
	T (°C)	RH (%)	CO (ppm)	CO ₂ (ppm)	T (°C)	RH (%)	CO (ppm)	CO ₂ (ppm)
Minimum	16	42	<2	590	16	33	<2	570
Maximum	22	57	6.5	5800	21	55	4.1	4300
Average	21	50	4.3	3900	17	48	<2	1000
Peak 1 hr. av.	22	54	6.0	5600	18	53	2.7	3200
Peak 8 hr. av.	20	52	3.2	3300	17	50	<2	1200



Formaldehyde	Sample No.	
	1	2
Sample Period (hrs)	NA	NA
Heater On/Off	NA	NA
Concentration (µg/m ³)	NA	NA

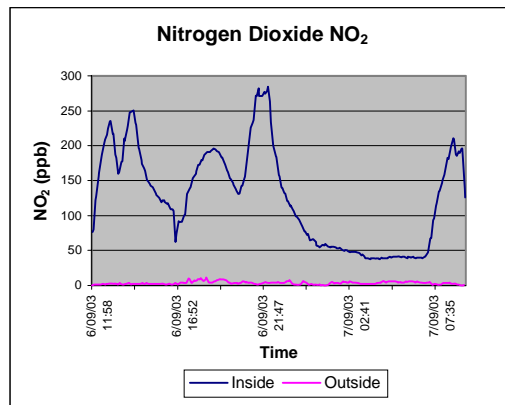
	Meteorological Data	
	Test Period Av.	Heating Period Av.
Wind Speed (m/s)	<1	1.4
Temperature (°C)	9.3	12
Relative humidity (%)	62	52

TABLE A4-22 INDOOR AIR QUALITY DATA

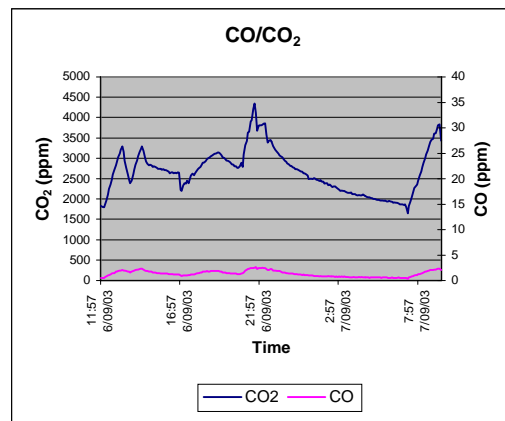
General Information	
State:	ACT
Location No:	2602K
Dates:	06-07 September 2003
Dwelling Age:	41
Construction Code:	111111
Mobile Laboratory No:	1
Room Tested:	Lounge/liv/din
Room Volume (m ³):	103
Air Exchange Rate:	0.47
Start Time (hh:mm):	11:58
Finish Time (hh:mm):	9:22

Heater			
Model Code:	1		
Age (years):	1		
Rating (MJ/hr):	21		
Fuel:	NAG		
Setting:	NA		
On:	11:57	7:22	
Off:	22:17	9:22	
Cooktop/Oven			
Fuel:	NA		
Rangehood:	No		
Rangehood vented:	No		
Cooktop On:	NA		
Cooktop Off:	NA		
Oven On:	NA		
Oven Off:	NA		

	Nitrogen Oxides			
	Concentration (ppb)			
	Inside		Outside	
	NO	NO ₂	NO	NO ₂
Minimum	220	37	<5	<5
Maximum	580	280	16	11
Average	390	130	<5	<5
Peak 1 hr. av.	550	270	5.5	7.8



	Carbon Monoxide/Carbon Dioxide							
	Heater On				Heater Off			
	T (°C)	RH (%)	CO (ppm)	CO ₂ (ppm)	T (°C)	RH (%)	CO (ppm)	CO ₂ (ppm)
Minimum	17	51	<2	1800	16	53	<2	1700
Maximum	22	59	2.6	4300	21	57	2.2	3600
Average	19	56	<2	2900	18	56	<2	2400
Peak 1 hr. av.	21	58	2.4	3900	20	56	<2	3300
Peak 8 hr. av.	20	57	<2	3000	19	56	<2	2400



Formaldehyde	Sample No.	
	1	2
Sample Period (hrs)	NA	NA
Heater On/Off	NA	NA
Concentration (µg/m ³)	NA	NA

	Meteorological Data	
	Test Period Av.	Heating Period Av.
Wind Speed (m/s)	<1	<1
Temperature (°C)	8.8	11
Relative humidity (%)	73	68

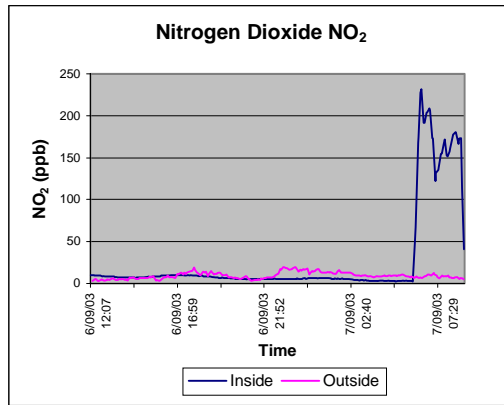
TABLE A4-23 INDOOR AIR QUALITY DATA

General Information	
State:	ACT
Location No:	2602L
Dates:	06-07 September 2003
Dwelling Age:	48
Construction Code:	111112
Mobile Laboratory No:	2
Room Tested:	Kitchen/laundry
Room Volume (m ³):	76
Air Exchange Rate:	NA
Start Time (hh:mm):	12:06
Finish Time (hh:mm):	8:56

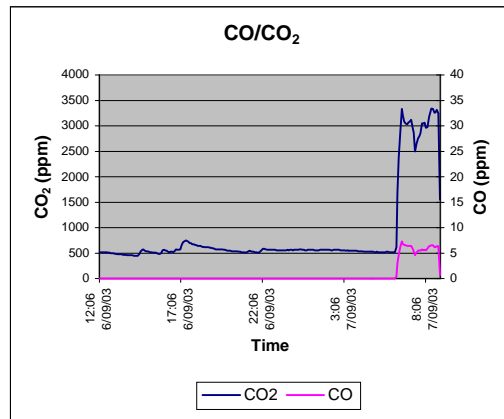
Heater	
Model Code:	1
Age (years):	4
Rating (MJ/hr):	18
Fuel:	Natural gas
Setting:	NA
On:	6:15
Off:	8:26

Cooktop/Oven	
Fuel:	NA
Rangehood:	No
Rangehood vented:	No
Cooktop On:	NA
Cooktop Off:	NA
Oven On:	NA
Oven Off:	NA

	Nitrogen Oxides			
	Concentration (ppb)			
	Inside		Outside	
	NO	NO ₂	NO	NO ₂
Minimum	<5	<5	<5	<5
Maximum	47	230	37	20
Average	12	27	7.5	9.3
Peak 1 hr. av.	43	200	31	18



	Carbon Monoxide/Carbon Dioxide							
	Heater On				Heater Off			
	T (°C)	RH (%)	CO (ppm)	CO ₂ (ppm)	T (°C)	RH (%)	CO (ppm)	CO ₂ (ppm)
Minimum	13	56	<2	620	13	55	<2	440
Maximum	21	68	7.3	3300	20	63	6.5	3300
Average	19	59	5.6	2800	14	60	<2	610
Peak 1 hr. av.	20	61	6.2	3200	15	63	<2	690
Peak 8 hr. av.	NA	NA	NA	NA	14	62	<2	580



Formaldehyde	Sample No.	
	1	2
Sample Period (hrs)	NA	NA
Heater On/Off	NA	NA
Concentration (µg/m ³)	NA	NA

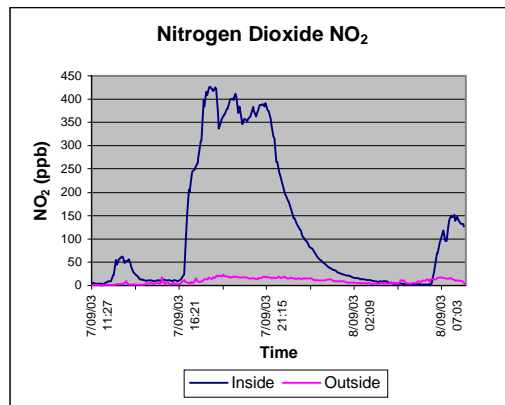
	Meteorological Data	
	Test Period Av.	Heating Period Av.
Wind Speed (m/s)	<1	<1
Temperature (°C)	8.5	3.3
Relative humidity (%)	75	85

TABLE A4-24 INDOOR AIR QUALITY DATA

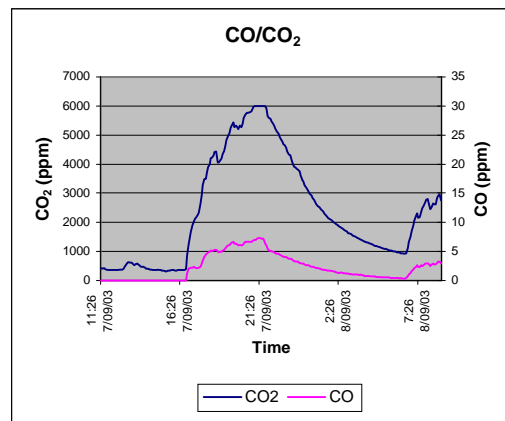
General Information	
State:	ACT
Location No:	2604B1
Dates:	07-08 September 2003
Dwelling Age:	50
Construction Code:	121211
Mobile Laboratory No:	1
Room Tested:	Lounge/liv/din/kitchen
Room Volume (m ³):	128
Air Exchange Rate:	0.28
Start Time (hh:mm):	11:27
Finish Time (hh:mm):	8:51

Heater			
Model Code:	2		
Age (years):	7		
Rating (MJ/hr):	25		
Fuel:	NAG		
Setting:	NA		
On:	16:51	6:46	
Off:	22:41	8:51	
Cooktop/Oven			
Fuel:	NAG		
Rangehood:	Yes		
Rangehood vented:	Yes		
Cooktop On:	14:30	17:30	
Cooktop Off:	16:40	17:40	
Oven On:	NA		
Oven Off:	NA		

	Nitrogen Oxides			
	Concentration (ppb)			
	Inside		Outside	
	NO	NO ₂	NO	NO ₂
Minimum	<5	<5	<5	<5
Maximum	1000	430	65	23
Average	270	120	12	9.6
Peak 1 hr. av.	920	400	37	20



	Carbon Monoxide/Carbon Dioxide							
	Heater On				Heater Off			
	T (°C)	RH (%)	CO (ppm)	CO ₂ (ppm)	T (°C)	RH (%)	CO (ppm)	CO ₂ (ppm)
Minimum	15	35	<2	860	14	31	<2	310
Maximum	25	66	7.3	>6000	22	62	4.3	4900
Average	20	57	4.4	>4000	17	50	<2	1400
Peak 1 hr. av.	21	64	7.0	>6000	20	62	3.8	4400
Peak 8 hr. av.	20	62	4.7	>4400	15	59	<2	2100



Formaldehyde	Sample No.	
	1	2
Sample Period (hrs)	NA	NA
Heater On/Off	NA	NA
Concentration (µg/m ³)	NA	NA

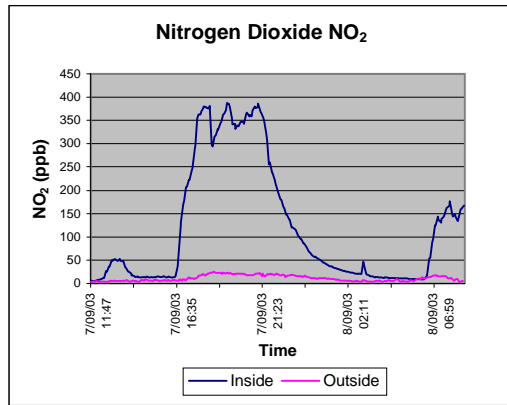
	Meteorological Data	
	Test Period Av.	Heating Period Av.
Wind Speed (m/s)	<1	<1
Temperature (°C)	7.8	8.6
Relative humidity (%)	64	65

TABLE A4-25 INDOOR AIR QUALITY DATA

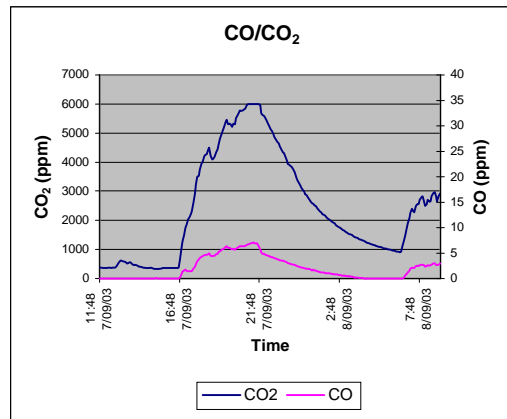
General Information	
State:	ACT
Location No:	2604B2
Dates:	07-08 September 2003
Dwelling Age:	50
Construction Code:	121211
Mobile Laboratory No:	2
Room Tested:	Lounge/liv/din/kitchen
Room Volume (m ³):	128
Air Exchange Rate:	0.26
Start Time (hh:mm):	11:49
Finish Time (hh:mm):	8:40

Heater			
Model Code:	2		
Age (years):	7		
Rating (MJ/hr):	25		
Fuel:	Natural gas		
Setting:	NA		
On:	16:48	6:43	
Off:	21:48	8:40	
Cooktop/Oven			
Fuel:	NAG		
Rangehood:	Yes		
Rangehood vented:	Yes		
Cooktop On:	14:30	17:30	12:20
Cooktop Off:	16:40	17:40	13:30
Oven On:	NA		
Oven Off:	NA		

	Nitrogen Oxides			
	Concentration (ppb)			
	Inside		Outside	
	NO	NO ₂	NO	NO ₂
Minimum	<5	<5	<5	<5
Maximum	840	390	59	25
Average	210	120	8.3	11
Peak 1 hr. av.	800	370	40	23



	Carbon Monoxide/Carbon Dioxide							
	Heater On				Heater Off			
	T (°C)	RH (%)	CO (ppm)	CO ₂ (ppm)	T (°C)	RH (%)	CO (ppm)	CO ₂ (ppm)
Minimum	15	39	<2	650	13	19	<2	320
Maximum	22	67	7.1	>6000	25	63	5.1	5700
Average	20	58	3.9	>3800	17	51	<2	1700
Peak 1 hr. av.	21	64	6.7	>6000	20	63	4.5	5300
Peak 8 hr. av.	20	62	4.3	>4500	16	60	<2	2600



Formaldehyde	Sample No.	
	1	2
Sample Period (hrs)	NA	NA
Heater On/Off	NA	NA
Concentration (µg/m ³)	NA	NA

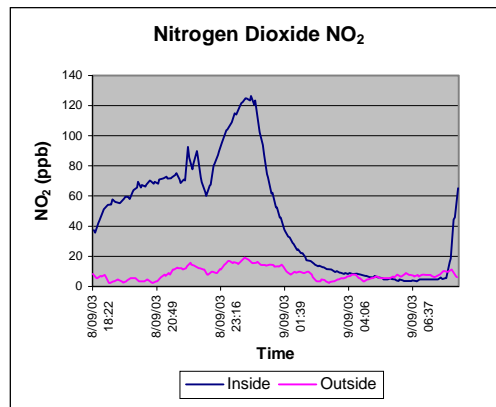
	Meteorological Data	
	Test Period Av.	Heating Period Av.
Wind Speed (m/s)	<1	<1
Temperature (°C)	7.8	8.9
Relative humidity (%)	64	64

TABLE A4-26 INDOOR AIR QUALITY DATA

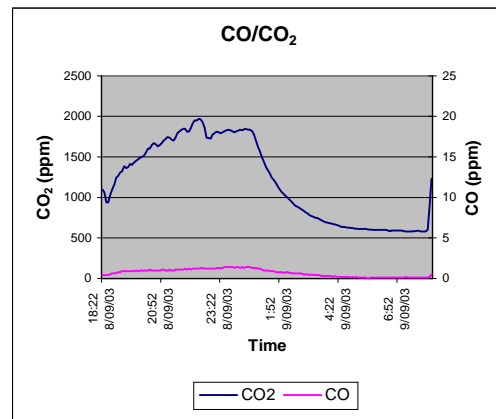
General Information	
State:	Canberra
Location No:	2600A
Dates:	08-09 September 2003
Dwelling Age:	50
Construction Code:	111211
Mobile Laboratory No:	1
Room Tested:	Lounge/dinning
Room Volume (m ³):	151
Air Exchange Rate:	0.32
Start Time (hh:mm):	18:22
Finish Time (hh:mm):	8:37

Heater			
Model Code:	1		
Age (years):	10		
Rating (MJ/hr):	17		
Fuel:	NAG		
Setting:	NA		
On:	18:22	8:12	
Off:	0:37	8:37	
Cooktop/Oven			
Fuel:	NA		
Rangehood:	NA		
Rangehood vented:	NA		
Cooktop On (no. of jets):	NA		
Cooktop Off:	NA		
Oven On:	NA		
Oven Off:	NA		

	Nitrogen Oxides			
	Concentration (ppb)			
	Inside		Outside	
	NO	NO ₂	NO	NO ₂
Minimum	16	<5	<5	<5
Maximum	440	130	18	19
Average	130	46	<5	8.4
Peak 1 hr. av.	410	120	11	17



	Carbon Monoxide/Carbon Dioxide							
	Heater On				Heater Off			
	T (°C)	RH (%)	CO (ppm)	CO ₂ (ppm)	T (°C)	RH (%)	CO (ppm)	CO ₂ (ppm)
Minimum	11	39	<2	900	9.9	52	<2	580
Maximum	19	56	<2	2000	15	53	<2	1800
Average	17	48	<2	1600	12	52	<2	810
Peak 1 hr. av.	19	53	<2	1900	14	52	<2	1500
Peak 8 hr. av.	17	52	<2	1600	NA	NA	NA	NA



Formaldehyde	Sample No.	
	1	2
Sample Period (hrs)	NA	NA
Heater On/Off	NA	NA
Concentration (µg/m ³)	NA	NA

	Meteorological Data	
	Test Period Av.	Heating Period Av.
Wind Speed (m/s)	<1	<1
Temperature (°C)	4.2	7.6
Relative humidity (%)	72	62